

URB1270

Technical Datasheet



LITHIUM POWER

Li-Ion LFP Benefits Over SLA

- Uniform voltage during discharge
- No need to provide trickle charging to retain battery's charge
- Significantly lighter weight for the same amount of energy
- Battery does not become gaseous during use
- Nominal voltage is maintained over a wider temperature range

Features

- Can be properly charged using a 2 phase SLA charger
- IEC61233-2:2017 Compliant

Applications

- Scooters / wheelchairs
- UPS battery replacement
- Solar power battery

Constant Voltage Charge at 23°C	Voltage Regulation	Initial Current	Maximum Current
Standby Use	13.6V	1.5A	7.5A
Cycle Use	14.4V	3.75A	7.5A

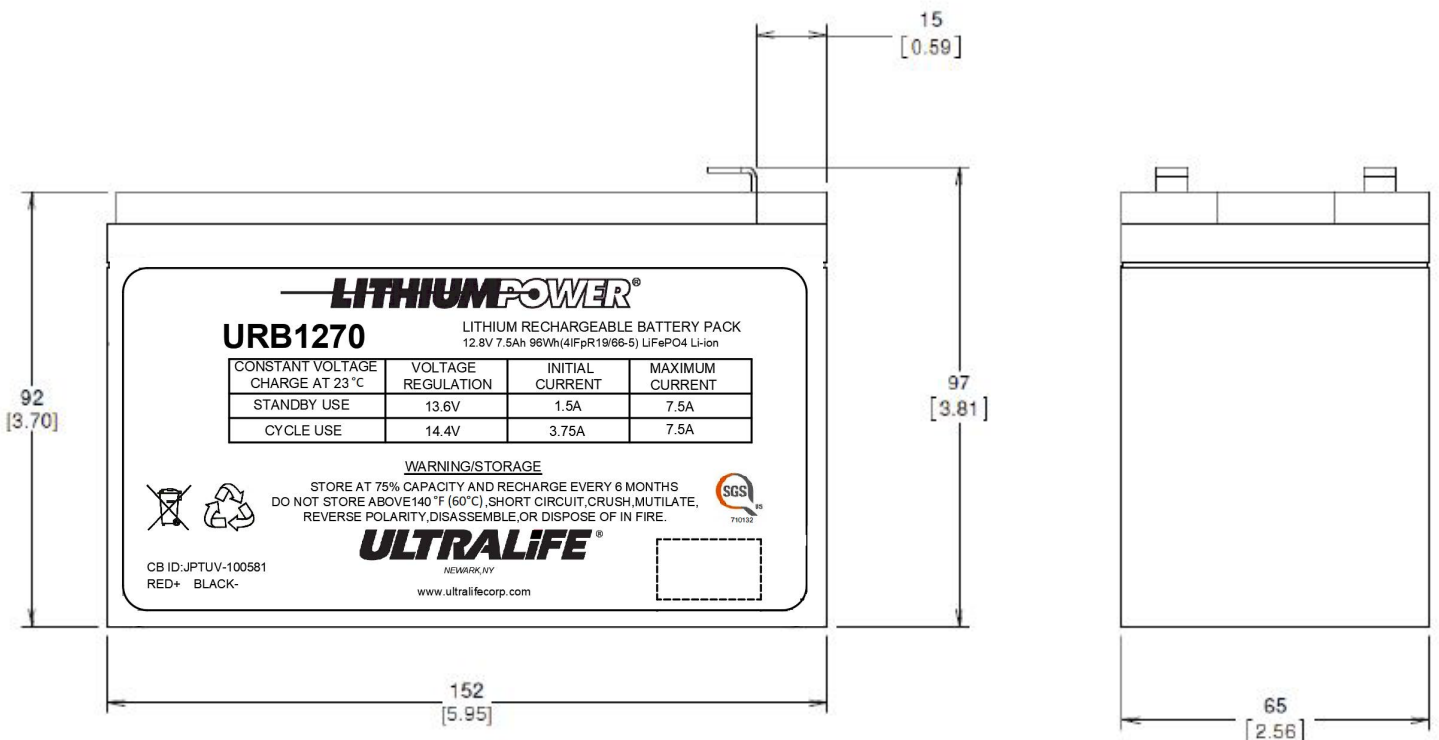
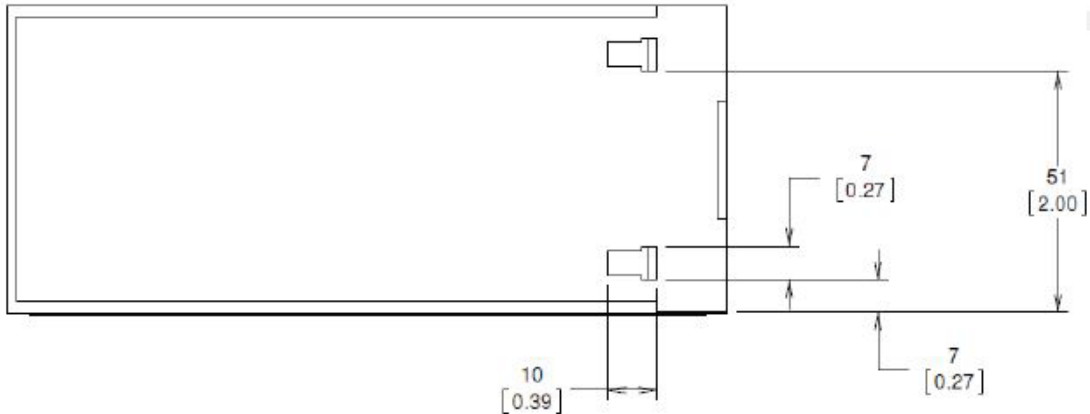

Technical Specifications

Part No	URB1270	
Chemistry	Lithium Iron Phosphate (LFP)	
IEC Designation	4IFpR19/66-5	
Average Voltage	12.8V	
Nominal Capacity¹	7.5Ah	
Voltage Range	10.0V - 14.4V	
Nominal / Max. Con. Discharge	3.75 / 15.0A	
Max. Pulse Discharge²	70 ± 10A	
Energy¹	96Wh	
Energy Density	87Wh/kg, 104Wh/l	
Weight	Approx. 1.1 ± 0.1kg (2.4 ± 0.2lbs)	
Cycle Life	>1500 cycles	
Operating Temperature	-20°C to 50°C discharging 0°C to 45°C charging	
Storage Temperature	0°C to 40°C recommended	
Internal Resistance	≤70mΩ	
Self-Discharge @ 23°C	<5% per month	
Memory Effect	None	
Exterior/Housing	Hard plastic, ABS	
Terminals/Connector	F1 Faston Tabs	
Size	Length:	152 ± 1mm (5.95in)
	Width:	65 ± 1mm (2.56in)
	Height:	92 ± 1mm (3.70in)
Communications	None	
State of Charge Indicator	None	
Protection	Overcharge:	3.90V (per cell)
	Over Discharge:	2.00V (per cell)
	Over Current:	70 ± 10A (5-15ms)
	Over Temperature:	65 ± 5°C
	Short Circuit:	
	Cell Imbalance:	
Charging	Connect the battery to a DC power source using correct polarity and apply a maximum voltage of 14.4V. Limit the current to the recommended rate of 1.5A and hold 14.4V until the current declines to 150mA. Maximum charge rate is 7.5A	
	Alternatively, you may apply a maximum charge voltage of 13.6V (limiting the current to 1.5A) and hold indefinitely to maintain the battery in a continuous standby state-of-charge of between 70-90%.	
Safety	Material Safety Datasheet - MSDS00152 Refer also to Safety Guide UBM-5112	
Certifications	CB Scheme ID: JPTUV-100581 UL2054	
Transportation	Class 9 International and within U.S. ⁴ Excepted when shipped by motorcar or rail within U.S.	
Harmonized Tariff Schedule	8507.60.0000	

Notes

1. Using a C/5 discharge rate at 25°C.
2. Maximum pulse width of between 7ms and 17ms.
3. Number of consecutive C/5 rate discharges and recommended charges at 25±5°C until the battery reaches 80% of initial capacity.
4. Transportation regulations, classifications and lithium content are available on the Ultralife website.

Dimensions



Bar Code Detail:

(Example: 190401190412000001)

1st six digits (190401) = YYMMDD Cell Assembly Date

2nd six digits (190412) = YYMMDD Battery Pack Assembly Date

Final six digits (000001) = Battery Pack Serial Number